

C Accumulation EUR Hedged | Data as at 31.08.2022

Fund objectives and investment policy

The fund aims to provide capital growth in excess of Secured Overnight Financing Rate (or an alternative reference rate) after fees have been deducted over a three year period by investing in equities, bonds and currencies worldwide, including emerging markets.

For details of the fund's investment policy please refer to the fund's Key Investor Information Document (KIID).

Relevant risks associated with an investment in this fund are shown below and should be carefully considered before making any investment.

Past Performance is not a guide to future performance and may not be repeated. The value of investments and the income from them may go down as well as up and investors may not get back the amounts originally invested. Exchange rate changes may cause the value of any overseas investments to rise or fall.

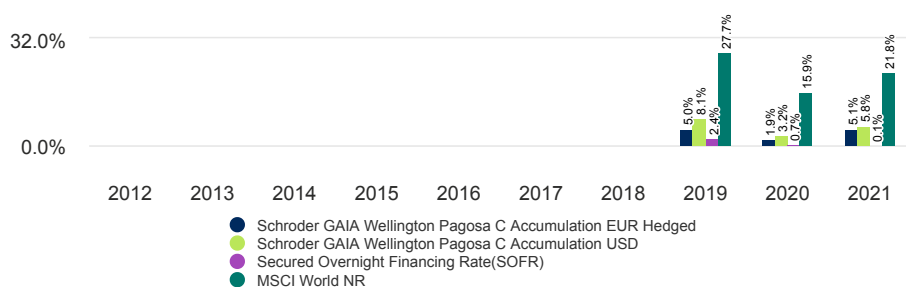
Share class performance (%)

Cumulative performance	1 month	3 months	YTD	1 year	3 years	5 years	Since inception
EUR Hedged	-0.8	-2.0	1.1	2.7	10.0	-	7.7
USD Unhedged	-0.6	-1.5	2.1	4.0	14.2	-	17.0
Comparator USD	0.2	0.4	0.5	0.6	2.0	-	5.9
Target USD	-4.2	-5.5	-17.8	-15.1	28.7	-	34.1

Calendar year performance	2012	2013	2014	2015	2016	2017	2018	2019	2020	2021
EUR Hedged	-	-	-	-	-	-	-	5.0	1.9	5.1
USD Unhedged	-	-	-	-	-	-	-	8.1	3.2	5.8
Comparator USD	-	-	-	-	-	-	-	2.4	0.7	0.1
Target USD	-	-	-	-	-	-	-	27.7	15.9	21.8

Discrete yearly performance (%)	Aug 12 - Aug 13	Aug 13 - Aug 14	Aug 14 - Aug 15	Aug 15 - Aug 16	Aug 16 - Aug 17	Aug 17 - Aug 18	Aug 18 - Aug 19	Aug 19 - Aug 20	Aug 20 - Aug 21	Aug 21 - Aug 22
EUR Hedged	-	-	-	-	-	-	-1.3	0.2	6.9	2.7
USD Unhedged	-	-	-	-	-	-	1.8	2.2	7.4	4.0
Comparator USD	-	-	-	-	-	-	2.6	1.3	0.2	0.6
Target USD	-	-	-	-	-	-	0.3	16.8	29.8	-15.1

Performance over 10 years (%)



Ratings and accreditation



Please refer to the Source and ratings information section for details on the icons shown above.

Fund facts

Fund manager	Roberto Isch Dennis Kim
Managed fund since	01.03.2021 ; 28.02.2018
Fund management company	Schroder Investment Management (Europe) S.A.
Domicile	Luxembourg
Fund launch date	28.02.2018
Share class launch date	28.02.2018
Fund base currency	USD
Share class currency	EUR
Fund size (Million)	USD 598.55
Target	MSCI World NR
Comparator	Secured Overnight Financing Rate (SOFR)
Share Price End of Month	EUR 107.7200
Dealing frequency	Weekly on Wednesdays and Month End
Settlement timing	T+3 days
Distribution frequency	No Distribution
Notice period	Subscriptions: T-3 ; Redemptions: T-3

Fees & expenses

Performance fee	20% (the multiplier) of the absolute outperformance over the Secured Overnight Financing Rate (SOFR) benchmark (the Hurdle) (the Brazil CETIP D1 Interbank Deposit Rate benchmark for BRL Hedged Share Class) subject to a High Water Mark
Ongoing charge	1.73%
Redemption fee	0.00%

Purchase details

Minimum initial subscription	EUR 10,000 ; USD 10,000 or their near equivalent in any other freely convertible currency.
------------------------------	--

C Accumulation EUR Hedged | Data as at 31.08.2022

Monthly Returns	Jan	Feb	Mar	Apr	May	Jun	Jul	Aug	Sep	Oct	Nov	Dec	Year End
2020													
EUR Hedged	-0.8	-0.5	-4.0	2.4	0.4	0.3	0.7	0.3	-0.4	0.2	2.5	1.1	1.9
USD Unhedged	-0.6	-0.3	-3.6	2.5	0.4	0.4	0.8	0.4	-0.3	0.3	2.1	1.3	3.2
Comparator USD	0.2	0.1	0.1	0.1	0.0	0.0	0.0	0.0	0.0	0.0	0.0	0.0	0.7
Target USD	-0.6	-8.5	-13.2	10.9	4.8	2.6	4.8	6.7	-3.4	-3.1	12.8	4.2	15.9
2021													
EUR Hedged	-0.9	2.6	0.6	1.4	0.1	-0.6	-0.0	0.3	0.7	1.2	-1.2	0.9	5.1
USD Unhedged	-0.9	2.6	0.7	1.5	0.2	-0.6	0.1	0.3	0.7	1.3	-1.3	1.1	5.8
Comparator USD	0.0	0.0	0.0	0.0	0.0	0.0	0.0	0.0	0.0	0.0	0.0	0.0	0.1
Target USD	-1.0	2.6	3.3	4.7	1.4	1.5	1.8	2.5	-4.2	5.7	-2.2	4.3	21.8
2022													
EUR Hedged	0.2	1.2	1.2	0.6	0.0	-0.6	-0.7	-0.8	-	-	-	-	-
USD Unhedged	0.3	1.2	1.3	0.7	0.2	-0.4	-0.5	-0.6	-	-	-	-	-
Comparator USD	0.0	0.0	0.0	0.0	0.1	0.1	0.1	0.2	-	-	-	-	-
Target USD	-5.3	-2.5	2.7	-8.3	0.1	-8.7	7.9	-4.2	-	-	-	-	-

Risk considerations

Derivatives risk - Derivatives may be used to manage the portfolio efficiently. The fund may also materially invest in derivatives including using short selling and leverage techniques with the aim of making a return. A derivative may not perform as expected, may create losses greater than the cost of the derivative and may result in losses to the fund.

Please see the KIID and Prospectus for a full list of risk considerations applicable to this fund.

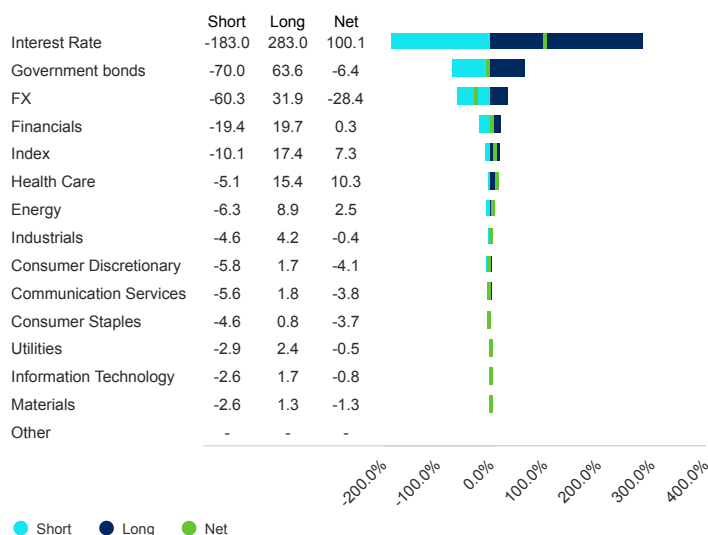
Asset allocation

Source: Schroders. Top holdings and asset allocation are at fund level.

Exposure Analysis (%)

Equity Long	50.5
Equity Short	-37.9
Bond Long	67.8
Bond Short	-73.3
Interest Rate Long	283.0
FX Long	31.9
CDS Long	21.0
CDS Short	-29.5
FX Short	-60.3
Interest Rate Short	-183.0
Fund Net Exposure	70.3
Fund Gross Exposure	838.2


Sector (%)



Codes

ISIN	LU1732475675
Bloomberg	SCGWPC LX
SEDOL	BFNNJW5
Reuters code	LU1732475675.LUF

Synthetic risk & reward indicator (SRI)



The risk category was calculated using historical performance data and may not be a reliable indicator of the fund's future risk profile. The fund's risk category is not guaranteed to remain fixed. Please see the Key Investor Information Document for more information.

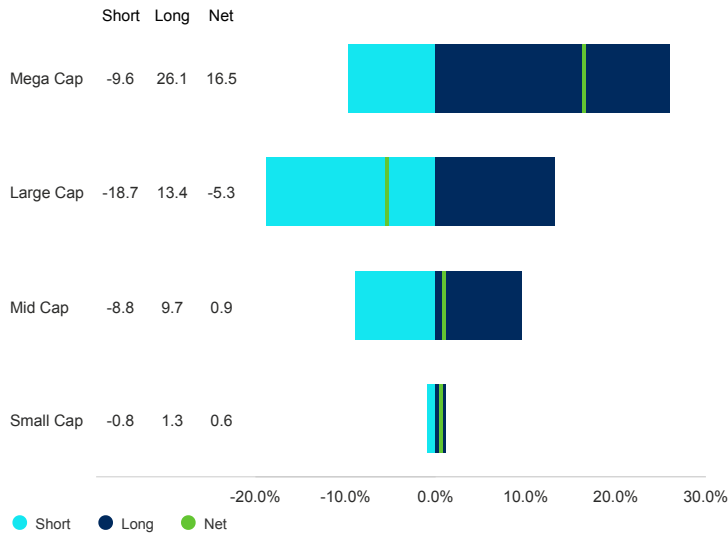
Risk statistics & financial ratios

	Fund	Comparator
Annual volatility (%) (3y)	3.9	0.2

Source: Morningstar. The above ratios are based on bid to bid price based performance data of the unhedged equivalent share class.

C Accumulation EUR Hedged | Data as at 31.08.2022

Market Cap (%)



Contact information

Schroder Investment Management (Europe) S.A.
5, rue Höhenhof
Sennigerberg
Luxembourg
L-1736
Tel: +352 341 342 202
Fax: +352 341 342 342

For your security, communications may be taped or monitored.

Information relating to changes in fund manager, investment objective, benchmark and corporate action information

The Benchmark performance is shown in the base currency of the fund. To enable comparison between the performance of this Hedged share class and the Benchmark, and to show the effect of the currency hedge, the equivalent unhedged base currency share class performance is also shown. The equivalent unhedged share class and benchmark will be blank if the inception date is different to the hedged share class inception date. Some performance differences between the fund and the benchmark may arise because the fund performance is calculated at a different valuation point from the benchmark. The fund's performance should be assessed against its target benchmark, being to exceed Secured Overnight Financing Rate (or an alternative reference rate) over a three year period and compared against the MSCI World (Net TR) index. The comparator benchmark is only included for performance comparison purposes and does not have any bearing on how the investment manager invests the fund's assets. The fund's investment universe is expected to overlap directly or indirectly to a limited extent with the components of the comparator benchmark. Please see appendix III of the fund's prospectus for further details.

Benchmarks:

The investment manager invests on a discretionary basis and there are no restrictions on the extent to which the fund's portfolio and performance may deviate from the benchmark. The investment manager will invest in companies or sectors not included in the benchmark in order to take advantage of specific investment opportunities.

Source and ratings information

Source of all performance data, unless otherwise stated: Morningstar, bid to bid, net income reinvested, net of fees.

Morningstar Rating: © Morningstar 2022. All Rights Reserved. The information contained herein: (1) is proprietary to Morningstar and/or its content providers; (2) may not be copied or distributed; and (3) is not warranted to be accurate, complete or timely. Neither Morningstar nor its content providers are responsible for any damages or losses arising from any use of this information. Past performance is no guarantee of future results.

C Accumulation EUR Hedged | Data as at 31.08.2022

Important information

Costs

Certain costs associated with your investment in the fund may be incurred in a different currency to that of your investment. These costs may increase or decrease as a result of currency and exchange rate fluctuations.

If a performance fee is applicable to this fund, details of the performance fee model and its computation methodology can be found in the fund's prospectus. This includes a description of the performance fee calculation methodology, the dates on which the performance fee is paid and details of how the performance fee is calculated in relation to the fund's performance fee benchmark, which may differ from the benchmark in the fund's investment objective or investment policy.

For further information regarding the costs and charges associated with your investment, please consult the funds' offering documents and annual report.

General

This document does not constitute an offer to anyone, or a solicitation by anyone, to subscribe for shares of Schroder GAIA (the "Company"). Nothing in this document should be construed as advice and is therefore not a recommendation to buy or sell shares. Subscriptions for shares of the Company can only be made on the basis of its latest Key Investor Information Document and prospectus, together with the latest audited annual report (and subsequent unaudited semi-annual report, if published), copies of which can be obtained, free of charge, from Schroder Investment Management (Europe) S.A. The Company is a Luxembourg-registered UCITS recognised in the UK under Section 264 of the Financial Services and Markets Act 2000. There will be no right to cancel any agreement to purchase shares. If shares are purchased directly or through an overseas agent not authorised to carry our regulated activities in the UK, all or most of the protection provided by the UK regulatory system will not apply to investments in the Company and compensation will not be available under the UK Financial Services Compensation Scheme and the Financial Ombudsman Service. An investment in the Company entails risks, which are fully described in the prospectus. Schroders has expressed its own views and opinions in this document and these may change. This document is issued by Schroder Investment Management (Europe) S.A., 5, rue Höhenhof, L-1736 Senningerberg, Luxembourg. Registered No. B 37.799. Schroders will be a data controller in respect of your personal data. For information on how Schroders might process your personal data, please view our Privacy Policy available at www.schroders.com/en/privacy-policy or on request should you not have access to this webpage. Third party data is owned or licensed by the data provider and may not be reproduced or extracted and used for any other purpose without the data provider's consent. Third party data is provided without any warranties of any kind. The data provider and issuer of the document shall have no liability in connection with the third party data. The Prospectus and/or www.schroders.com contains additional disclaimers which apply to the third party data.

Distributed in the UK by Schroder Investment Management Ltd, 1 London Wall Place, London EC2Y 5AU. Registration No 1893220 England.

Authorised and regulated by the Financial Conduct Authority.